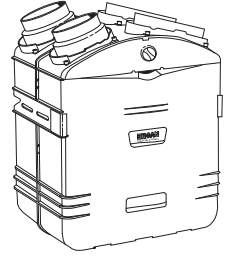


GSHH3K FRESH AIR SYSTEM



Whole-House HEPA Filtration + Fresh Air + Heat Recovery = Better IAQ

FEATURES

- Fully integrated Whole-house High Efficiency Particle Arrestment (HEPA) filtration with fresh air ventilation and heat recovery - unit slows the moisture transfer between the outdoor and indoor air, making it a great solution for areas with high moisture content.
- Allows homeowners to benefit from fresh air, cleaned with the best available HEPA filtration technology, keeping the house free of dust and allergen material (99.7% efficiency at particles as small as 0.3 microns).
- Unit also removes stale air from the house with an energy efficient heat recovery process. Stale air is exhausted out and fresh air is drawn in simultaneously without the risk of contamination.
- Ideal for tightly built single-family houses, houses that need fresh air ventilation, or houses that need to remove stagnant air generated from materials or pollutants, while also controlling pollen or dust from the indoor air.
- One simple-to-install and simple-to-use unit; eliminates need for multiple, individual units. Easy to install with a patented tandem "Y"-shaped transition with only a single outdoor outlet.
- Easy-to-use wall switches for unit control.
- 3 products for the price of 1: An affordable way to have whole-house HEPA filtration, fresh air ventilation, and heat recovery.

GENERAL SPECIFICATIONS

- For houses up to 6,000 sq. ft.
- 165 to 270 cfm (0.4 in. w.g.)
- Voltage: 120 VAC
- Frequency: 60 Hz
- Dimensions: 29.4" x 22.9" x 17.8"
- Weight: 42 lbs
- Shipping Weight: 57 lbs
- Warranty: 2 years on parts
- HVI Rated of air flow: 105 cfm
- Power Consumed (max): 232 Watts
- Low mode: --
- High mode: --
- Recirculation mode: --
- Supply air duct connections: 5" or 6" diameter
- Exhaust air duct connections: 8" diameter
- Filter: HEPA
- Cabinet: ABS and EPS
- Mounting: Suspension by chains and springs
- Wall control modes: Off, Normal, Boost, and Recirculation
- Power: 152 Watts
- Current: 2.0 Amps
- Continuous duty, permanently lubricated motors
- 36" power cord



Broan-NuTone LLC Hartford, Wisconsin www.broan.com 800-558-1711

REFERENCE	QTY.	REMARKS	Project
			Location
			Architect
			Engineer
			Contractor
			Submitted by Date

MODEL GSHH3K

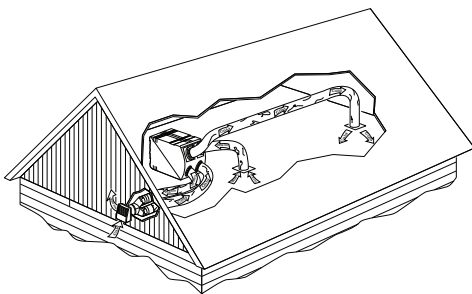
PERFORMANCE SPECIFICATIONS

Ventilation Performance						
Fresh Air		Exhaust		Recirculation		Average Power
L/s	cfm	L/s	cfm	L/s	cfm	Watts
58	124	57	121	131	277	237
55	116	51	108	119	252	229

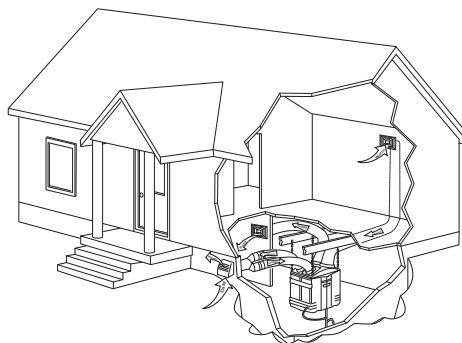
Energy Performance		65 cfm 5"-L sp	70 cfm 6"-L sp	95 cfm 5"-L sp	105 cfm 6"-L sp
Heating (32°F/0°C)	Apparent Sen Eff	60%	59%	53%	50%
	Latent/Moisture Eff	0%	0%	0%	0%
	Total Rec Eff	42%	41%	37%	35%
Heating (13°/-25°C)	Apparent Sen Eff	60%	59%	53%	50%
	Latent/Moisture Eff	0%	0%	0%	0%
	Total Rec Eff	45%	44%	40%	37%
Cooling (95°F/35°C) 50% RH	Apparent Sen Eff	60%	59%	53%	50%
	Latent/Moisture Eff	0%	0%	0%	0%
	Total Rec Eff	20%	20%	18%	17%



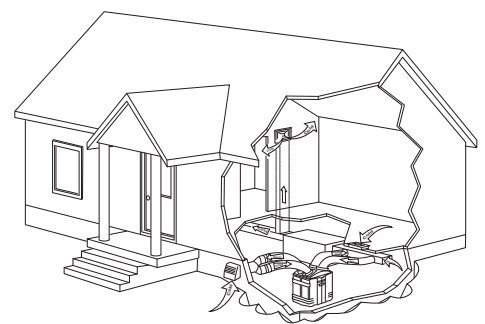
INSTALLATION OPTIONS



Attic*



Basement



Return-Return
Basement

*Contact your broan sales representative for information on attic installation requirements.

