




HRV150FL

Part HRV150FLS

66 to 150 CFM (0.4 in. w.g.)



VB0268

THE ONE HRV YOU NEED FOR OPTIMAL INDOOR AIR QUALITY

Homeowners who want the best in heat-recovery ventilation choose the HRV150FL for its power, reliability and very quiet operation. When used along with the VT8W IAQ wall control with SMART mode (automated ventilation based on indoor relative humidity and outdoor temperature), the HRV150FL allows you to optimize your ventilation and your energy consumption. The HRV150FL represents over 15 years of continuous improvement to deliver contractors the durability and reliability they have come to expect from Broan.

- Maintenance free, totally enclosed, sealed bearings motor; prevents dust from entering
- Pressure taps, balancing dampers and straps for insulated ducts for quick, effective installation
- Integrated "snap-in" drain system installs in seconds with no additional parts
- Reversible for greater installation flexibility
- Recirculation mode, available with VT8W or VT7W main control, to move air in homes without forced-air heating
- Very quiet operation


REPAIRS AND MAINTENANCE

All parts of the HRV150FL can be removed in less than five minutes, allowing direct access for easy repairs. The low power consumption motor is permanently lubricated. Finally, the electronic circuit board eliminates electromechanical parts, reducing repair time to a minimum.

WARRANTY

The HRV150FL is protected by a 5-year warranty on parts. The heat recovery core is covered by a lifetime warranty, with the original proof of purchase.

Available at:



HEAT RECOVERY VENTILATOR

Controls

- This unit is very simple to operate. Once it is installed, press on its push button, located on the bottom of the unit, to activate it. Press once for low speed, once again for high speed, and once more to stop it.
- For more convenience, this unit can also be controlled by an optional main control. For a complete list of optional main and auxiliary controls available, refer to the **Wall Control Compatibility Chart** on last pages of wall controls specification sheet, available at www.broan.com.
- For more details about controls, refer to the **Main and auxiliary wall controls** user guide, also available at www.broan.com.

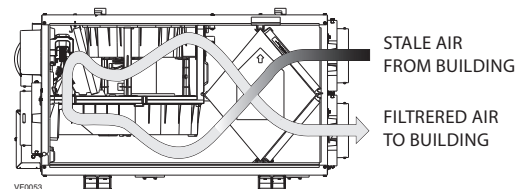
Options

- Complete line of registers and diffusers

Defrosting System

The HRV150FL uses an efficient defrosting method. No negative pressure is created by air exhausted to the outdoors, as the air is recirculated into the house, helping to prevent any backdraft.

| OUTDOOR TEMPERATURE | | DEFROST CYCLE (MINUTES) |
|---------------------|----------------|-------------------------|
| °C | °F | DEFROSTING / OPERATING |
| WARMER THAN -5 | WARMER THAN 23 | NO DEFROST |
| -5 TO -15 | 23 TO 5 | 7 / 50 |
| -15 TO -27 | 5 TO -17 | 7 / 25 |
| -27 AND LESS | -17 AND LESS | 10 / 20 |



Heat Recovery Core

Dimensions: 12" x 14" x 15.5"

Exchange surface: 102 ft²

Weight: 6.2 lb

Material: Polypropylene

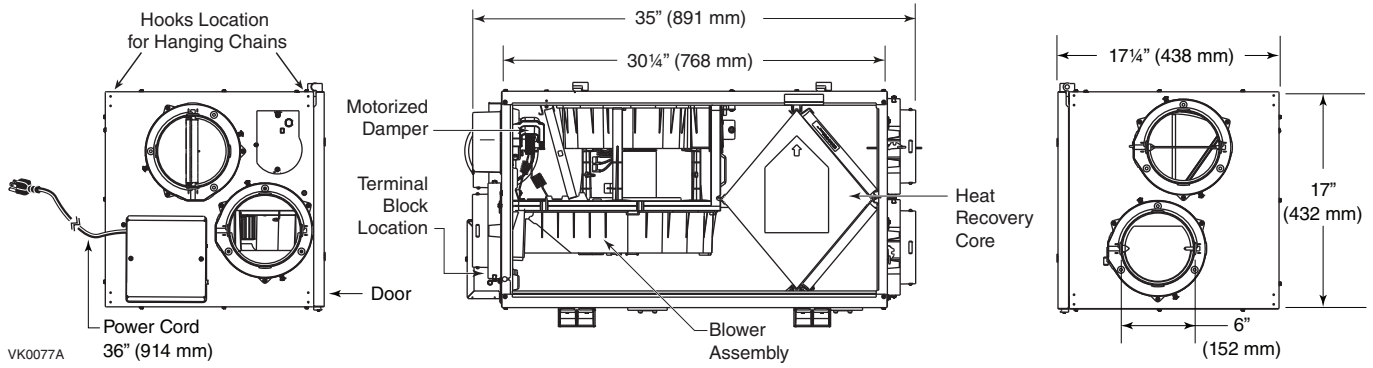
Type: Crossflow core

Warranty: Limited Lifetime

Requirements and Standards

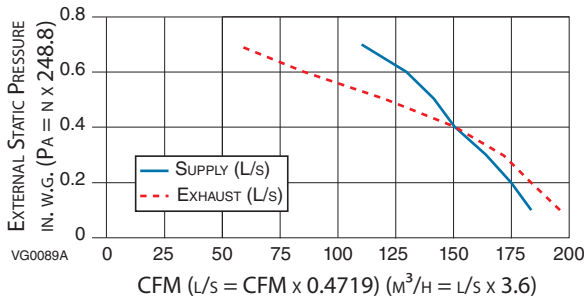
- Complies with the UL 1812 requirements regulating the installation of Heat Recovery Ventilators
- Complies with the CSA C22.2 no. 113 Standard applicable to ventilators
- Complies with CSA F326 requirements regulating the installation of Heat Recovery Ventilators
- Technical data was obtained from published results of tests relating to CSA C439 Standards
- HVI certified

DIMENSIONS: HRV150FL



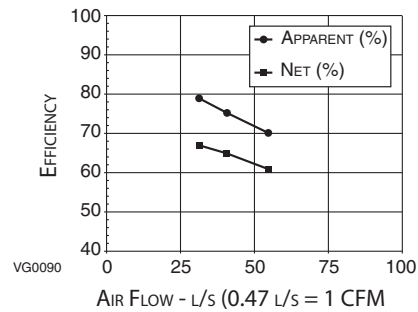
VENTILATION PERFORMANCE

| EXTERNAL STATIC PRESSURE | | NET SUPPLY AIR FLOW | | | GROSS AIR FLOW | | | | | |
|--------------------------|----------|---------------------|-----|-------------------|----------------|-----|-------------------|---------|-----|-------------------|
| PA | IN. W.G. | L/S | CFM | M ³ /H | SUPPLY | | | EXHAUST | | |
| | | | | | L/S | CFM | M ³ /H | L/S | CFM | M ³ /H |
| 25 | 0.1 | 85 | 180 | 306 | 86 | 182 | 309 | 92 | 194 | 330 |
| 50 | 0.2 | 82 | 174 | 296 | 82 | 175 | 297 | 86 | 182 | 309 |
| 75 | 0.3 | 77 | 163 | 277 | 77 | 164 | 279 | 81 | 171 | 291 |
| 100 | 0.4 | 71 | 150 | 255 | 71 | 151 | 257 | 71 | 151 | 257 |
| 125 | 0.5 | 67 | 141 | 240 | 67 | 142 | 241 | 57 | 120 | 204 |
| 150 | 0.6 | 60 | 128 | 217 | 61 | 130 | 221 | 40 | 85 | 144 |
| 175 | 0.7 | 51 | 108 | 183 | 52 | 110 | 187 | 27 | 57 | 97 |



ENERGY PERFORMANCE

| SUPPLY TEMPERATURE | | NET AIR FLOW | | | POWER CONSUMED | SENSIBLE RECOVERY | APPARENT SENSIBLE | LATENT RECOVERY |
|--------------------|-----|--------------|-----|-------------------|----------------|-------------------|-------------------|-------------------|
| °C | °F | L/S | CFM | M ³ /H | WATTS | EFFICIENCY | EFFECTIVENESS | MOISTURE TRANSFER |
| HEATING | | | | | | | | |
| 0 | 32 | 31 | 66 | 112 | 67 | 67 | 79 | -0.01 |
| 0 | 32 | 40 | 86 | 146 | 74 | 65 | 75 | -0.01 |
| 0 | 32 | 54 | 115 | 195 | 90 | 61 | 70 | -0.01 |
| -25 | -13 | 38 | 81 | 138 | 87 | 60 | 76 | 0.02 |



NOTE: All specifications are subject to change without notice.

SPECIFICATIONS AND RATINGS

- Model: HRV150FL
- Part Number: HRV150FLS
- Total Assembled Weight (including polypropylene core): 65 lb.
- Drains: 1/2" fittings with 10 ft. PVC drain hose
- Filters: 15 ppi washable reticulated foam 15.375" x 7.125" x 0.75"
- 6" Round Ports
- Housing: Pre-painted steel
- Insulation: Expanded polystyrene
- Mounting: Suspension by chains and springs
- Supply & Exhaust Blower Motor: 1 PSC Motor
 - Protection type: Thermally protected
 - Insulation class: B
- Speed Control on unit: Low and High speeds. Other modes available with optional main wall controls.
- Heat Recovery Core:
 - Heat Exchange Surface Area: 102 ft.²
 - Type: Crossflow
 - Material: Polypropylene
- Unit Electrical Characteristics: 120 volts, 60 Hz, 1.5 amps, 160 watts

| | |
|---------------------------------|---------|
| Project: | REMARKS |
| Location: | |
| Part Number: HRV150FLS | |
| Quantity: | |
| Submitted by: _____ Date: _____ | |



Broan-NuTone LLC, 926 West State Street, Hartford, WI 53027 (1-877-862-7626)

www.broan.com

HRV150FLd191007